

Prognos World Transport Report 2015/2016

Analyses and Forecasts of Freight Transport up to the Year 2040.

Road, railway and inland waterway transport – The Prognos World Transport Report contains crucial data on freight transport for 20 global economies and forecasts freight transport up to 2040.


Overall freight transport development.

The World Transport Report provides comprehensive analysis and forecast data regarding crucial parameters of freight transport. It encompasses 12 EU Member States and 8 further global economies.

The report focuses on how different modes of freight transport will develop over the period covered. In addition, it predicts road and rail vehicle mileage and the development of the road haulage vehicle fleet.

Basis for your transport planning.

The World Transport Report has become indispensable tool for traffic planners and decision makers. The 2015/2016 edition marks the 7th publication. Its easily comparable and consistent database is of particular relevance. Furthermore, it illustrates the mutual dependency between socio-economic and transport-specific data.



Report structure.

- Executive Summary
- Introduction
- Methodology and database
 - Forecasting characteristics and procedures
 - Comments on the database
- Data by countries
- Data by parameters
 - Socio-economic developments
 - Freight transport
- Appendix

Short-term and long-term outlook.

- Short-term: 2015 | 2016 | 2017
- Long-term: 2020 | 2030 | 2040



Main findings.

After the global economic and financial crisis, which negatively affected the transport sector especially in 2008/2009, total performance of freight transport within all 20 report countries had picked up by more than 27% by 2013. However, and in contrast to Europe, the BRICS transport markets were hardly affected at all by the global economic and financial slump, and in the same period increased by about 36%.

By 2019/2020, EU countries will have regained their pre-crisis level (2007) in terms of freight transport performance.

Between 2014 and 2040, the EU countries can expect growth in goods transport to be around 912 billion tonne kilometres, or 44%.

In 2014, the ratio of total freight transport performance between the non-EU countries and EU countries was already about 13 to 1. Nevertheless, this ratio is expected to further increase up to 17 to 1 as volumes of freight transport in the non-EU countries will almost double by 2040. China and India will be the most important drivers of this development, being responsible for approximately 3/4 of absolute growth in the period up to 2040.

Experience in future research for more than 50 years.

As an independent institute for economic research and strategy consulting, the Prognos AG develops answers for the questions of tomorrow. Prognos has been supporting and advising decision makers in business, public institutions and international organisations since 1959.

Our team consists of 140 experts and specialists with backgrounds in science and practice. We possess expertise on all major aspects impacting on the global economy:

- Economy & Labour
- Society & State
- Location & Region
- Economy & Innovation
- Energy & Climate Protection
- Infrastructure & Transport

We offer a broad portfolio for our clients specialised in transportation:

- Traffic analysis and Forecasts
- Transport Policy and Strategy Consulting
- Transport Infrastructure Consultancy
- Transport Market Analysis
- Program Evaluation and Project Support



Data by country.

Transport data

- Freight transport performance on roads, railways and inland waterways
- Freight vehicle mileage on road and rail
- Road haulage vehicle fleet
- Transport intensity of total (GDP) and national (domestic demand) transport

Overall freight transport performance differentiated by

- Domestic traffic
- Outgoing traffic
- Incoming traffic
- Transit traffic

Reporting years

- | | | |
|--------|--------|--------|
| - 2000 | - 2015 | - 2020 |
| - 2010 | - 2016 | - 2030 |
| - 2014 | - 2017 | - 2040 |


Key parameters.

Socio-economic development

- Population
- Gross domestic product (GDP)
- Export of goods
- Import of goods
- External trade of goods
- GDP per capita

Freight transport development

- Overall transport performance
- Domestic transport performance
- International transport performance
- Transport performance of outgoing traffic
- Transport performance of incoming traffic
- Transport performance of transit traffic
- Shares by main transport relations
- Road transport performance
- Rail transport performance
- Inland waterway transport performance
- Modal shares of transport performance
- Vehicle mileage on road
- Vehicle mileage on rail
- Road haulage vehicle fleet
- Overall transport intensity
- Transport intensity of domestic transport
- Transport intensity of international transport
- Transport intensity of outgoing traffic
- Transport intensity of incoming traffic



20 countries in detail.

- | | | | |
|------------------|-----------|----------------|------------------|
| - Austria | - France | - Netherlands | - Sweden |
| - Belgium | - Germany | - Poland | - Switzerland |
| - Brazil | - Hungary | - Russia | - Turkey |
| - China | - India | - South Africa | - United Kingdom |
| - Czech Republic | - Italy | - Spain | - United States |

Country groups

- 12 EU member states
- BRICS member states
- All 20 countries

Decide now.

Benefits of the Prognos World Transport Report at a glance:

- Freight transport parameters and data for 20 countries
- Socio-economic data by country
- Coherent and consistent analysis
- Uniform and standardised characterisation of results with tables and diagrams
- English language report




Visit
[www.prognos.com/
transportreport](http://www.prognos.com/transportreport)

Delivery scope: 1,400 euros

plus postage and plus VAT

Also available as lecture.



Order your report:

Please request your report by e-mail, online or contact us directly!

Prognos AG

Karolin Gast Witte
Henric Petri-Strasse 9
4010 Basel | Switzerland

Tel: +41 61 3273-327

Fax: +41 61 3273-300

Mail: reports@prognos.com

Wir geben Orientierung.
www.prognos.com

Copyright information:

© Gina Sanders - Fotolia.com, 72254157, 66336790 (page 1,3,4) © Axel Bueckert - Fotolia.com, 64878160 (page 1,4)
© Daniel Barnes - iStock, 000006406543 (page 3) © querbeet - iStock, 000061927636 (page 3)